



Adapters



Pipe Fittings

*Forgings & Extrusions
Dryseal Threads
SAE Standards*



Metric Adapters

*Forgings & Extrusions
Economical
Reusable*



ISO Port Adapters

*Meets SAE 2244-3 Requirements
Meets ISO 6149-3 Requirements
Viton O-rings Standard*















Garden Hose Fittings

*Heavy Duty Construction
Use with Hose Clamp
Coupler option*



F

| | | | | | | | |
|--|---|---|--|--|---|---|---|
| Industrial Pipe Fittings | 207ACBH Anchor Coupling  Page F5 | 207P Pipe Coupling  Page F5 | 208P Reducer Coupling  Page F5 | 209P Pipe Bushing  Page F5 | 210P Lock Nut  Page F5 | 211P Square-head Plug  Page F5 | |
| | 212P Union  Page F5 | 213P Cap  Page F6 | 215PN Close Nipple  Page F6 | 215PNL Long Nipple  Page F6 | 216P Hex Nipple  Page F6 | 218P Hex-Head Plug  Page F6 | 219P Countersunk Plug  Page F6 |
| | 220P Slotted-Head Plug  Page F7 | 222P Adapter  Page F7 | 1200P-2200P Union Elbow  Page F7 | 1202P-2202P Street Elbow  Page F7 | 1203P-2203P Union Tee  Page F7 | 1204P Male Elbow  Page F7 | 2224P Male Branch Tee  Page F8 |
| | 2225P Street Tee  Page F8 | 2200PDE Drop-Ear Elbow  Page F8 | 2201P 45° Female Elbow  Page F8 | 2205P Cross  Page F8 | 2214P 45° Street Elbow  Page F8 | Metric Straight Thread Adapters | |
| | M16M22F8UHA8UB Union  Page F11 & E14 | 48F-MI Flare Adapter  Page F14 | 149F-MI Flare Adapter  Page F14 | 159F-MI Flare Adapter  Page F14 | 68HB-MI Hose Barb Adapter  Page F14 | 169HB-MI Hose Barb Adapter  Page F14 | 68NTA-MI NTA Adapter  Page F14 |
| | 179HB-MI Hose Barb Adapter  Page F14 | BSP Adapters | | CD43 Street Elbow  Page F10 | DD44 Elbow  Page F10 | F3HF Hex Nipple NPTF-BSPT  Page F10 | F3HG Adapter-Male BSPT  Page F10 |
| | FF44 BSPP Hex Nipple  Page F11 | FG43 Adapter-Male BSPT  Page F11 | FHG4 Female-BSPP  Page F11 | GG44 Coupling BSPP  Page F11 | HHP3 BSPT Plug  Page F11 | HP3 BSPT Plug  Page F12 | KMMOO4 BSPP Cross  Page F12 |
| MMO444 BSPP Tee  Page F12 | MMS443 Branch Tee  Page F12 | MRO434 Run Tee  Page F12 | PTR34 Pipe Reducer  Page F12 | WGG44 Bulkhead Union  Page F12 | | | |

| | | | | | | |
|--|---|---|---|--|---|---|
| Garden Hose Fittings | 50GHSV Swivel Connector  Page F16 | 53GH, 54GH, 55GH Hose Barb  Page F16 | 69GH, 70GH, 71GH Male Pipe  Page F16 | 75GH Connector  Page F16 | 78GH, 79GH, 80GH, 81GH Female Pipe  Page F16 | 82GH, 83GH Female Hose  Page F16 |
| | 84GH Filter Adapter  Page F16 | 88GH Swivel Connector  Page F16 | 90GH Swivel Connector  Page F16 | 94GH Hose Nut  Page F16 | 95GH Hose Nut Reducer  Page F17 | 96GH Hose Cap  Page F17 |
| 98GHSV, 99GHSV Swivel Connector  Page F17 | 101GHSV Swivel Nut Connector  Page F17 | 1163-60-BPD Coupler  Page F17 | 1163-61-BPD Nipple  Page F17 | Auxiliary | 112 Copper Ring  Page F12 | 901GH Rubber Washer  Page F17 |
| | | | | | | |
| | | | | | | |
| | | | | | | |
| | | | | | | |
| | | | | | | |





Pipe Fittings

| MATERIALS OF CONSTRUCTION | |
|---------------------------|---------------------|
| FITTINGS: | CA345, CA360, CA377 |

| NOMENCLATURE | |
|--------------------|------------------|
| EXAMPLE: 2214P-2-2 | ATTRIBUTE: |
| 2 | EXTRUSION |
| 1 (NOT SHOWN) | FORGING |
| 214 | 45° STREET ELBOW |
| P | PIPE |
| 2 | 1/8" PIPE THREAD |
| 2 | 1/8" PIPE THREAD |

| APPLICABLE TUBE | |
|-----------------|----------------------------|
| TUBE MATERIAL: | COPPER, BRASS, IRON PIPE |
| THREAD SIZE: | 1/8, 1/4, 3/8, 1/2, 3/4, 1 |

| SPECIFICATIONS | |
|---------------------|-----------------|
| PRESSURE RANGE: | UP TO 1,000 PSI |
| TEMPERATURE RANGES: | -65° TO +250°F |

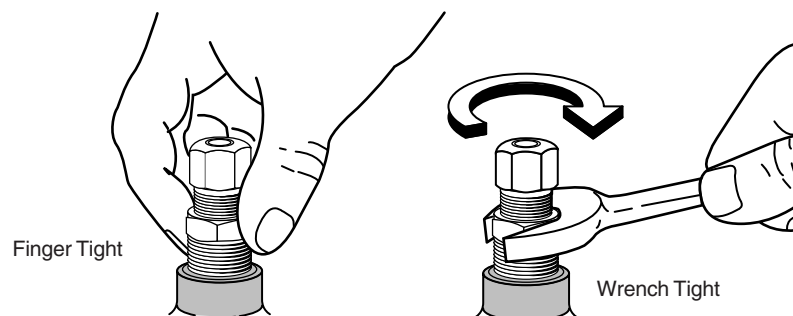


All pipe fittings meet functional requirements of SAE J530 and SAE J531. Threads are made to Dryseal standards.

Pipe thread assembly guide (turns method) for Dryseal threads with pre-applied Vibra Seal

Straight Fittings

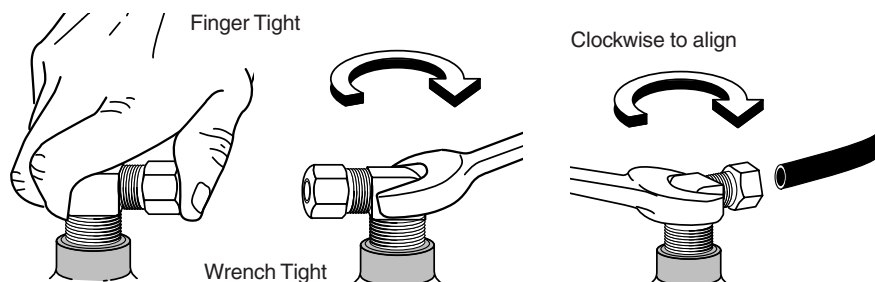
1. Tighten external thread into the internal thread.
1. Tighten an additional 2 revolutions with a wrench up to 1/2 in. male pipe thread. Above 1/2 in., 1 1/2 to 2 1/2 revolutions.

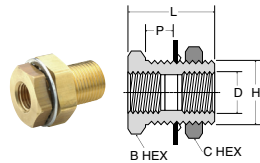


Elbow or Tee Fittings

2. Tighten external thread into the internal thread.
3. Tighten an additional 1 to 1 1/2 revolutions with a wrench.
4. Tighten fitting, Clockwise, to Align with Tubing (never counter clockwise).

Note: To minimize the possibility of a leaking threaded joint after assembling male to female pipe threads, neither end should be backed out (loosened) once the assembly has been made.

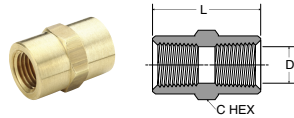




Anchor Coupling 207ACBH

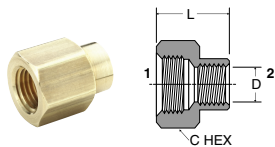
| PART NO. | FEAMLE PIPE THREAD | STRAIGHT THREAD | MAX. BULK HEAD P | B HEX | C HEX | L | BLKHD HOLE DIA. H | FLOW DIA. D |
|-------------|--------------------|-----------------|------------------|-------|-------|------|-------------------|-------------|
| 207ACBH-2 | 1/8 | 5/8-18 | .89 | 7/8 | 15/16 | 1.50 | 5/8 | .339 |
| 207ACBHS-2 | 1/8 | 5/8-18 | .35 | 7/8 | 15/16 | .96 | 5/8 | .339 |
| 207ACBH-4 | 1/4 | 3/4-16 | .81 | 1 | 1-1/8 | 1.50 | 3/4 | .441 |
| 207ACBHS-4 | 1/4 | 3/4-16 | .26 | 1 | 1 | .94 | 3/4 | .441 |
| 207ACBH-6 | 3/8 | 1-14 | .62 | 1-1/8 | 1-1/4 | 1.31 | 1 | .571 |
| 207ACBH-8 | 1/2 | 1-1/8-14 | .75 | 1-1/4 | 1-3/8 | 1.50 | 1-1/8 | .703 |
| 207ACBH-12 | 3/4 | 1-5/16-12 | .65 | 1-1/2 | 1-1/2 | 1.50 | 1-5/16 | .906 |
| 207ACBH-16* | 1 | 1-5/8-14 | 1.00 | 2 | 2 | 1.68 | 1-5/8 | 1.140 |

*Lock Washer not Available



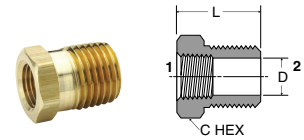
Coupling 207P

| PART NO. | PIPE THREAD | C HEX | L | FLOW DIA. D |
|----------|-------------|--------|------|-------------|
| 207P-2 | 1/8 | 9/16 | .75 | .339 |
| 207P-4 | 1/4 | 3/4 | 1.12 | .441 |
| 207P-6 | 3/8 | 7/8 | 1.12 | .571 |
| 207P-8 | 1/2 | 1-1/16 | 1.50 | .703 |
| 207P-12 | 3/4 | 1-3/8 | 1.53 | .906 |



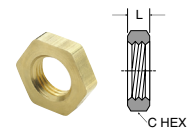
Reducer Coupling 208P

| PART NO. | 1 PIPE THREAD | 2 PIPE THREAD | C HEX | L | FLOW DIA. D |
|-----------|---------------|---------------|--------|------|-------------|
| 208P-4-2 | 1/4 | 1/8 | 3/4 | .97 | .339 |
| 208P-6-4 | 3/8 | 1/4 | 7/8 | 1.16 | .441 |
| 208P-8-4 | 1/2 | 1/4 | 1-1/16 | 1.28 | .441 |
| 208P-8-6 | 1/2 | 3/8 | 1-1/16 | 1.38 | .571 |
| 208P-12-6 | 3/4 | 3/8 | 1-3/8 | 1.32 | .571 |
| 208P-12-8 | 3/4 | 1/2 | 1-3/8 | 1.50 | .703 |



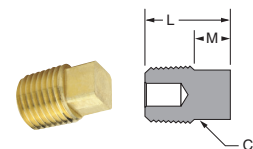
Bushing 209P

| PART NO. | 1 PIPE THREAD | 2 PIPE THREAD | C HEX | L | FLOW DIA. D |
|------------|---------------|---------------|-------|------|-------------|
| 209P-4-2 | 1/8 | 1/4 | 9/16 | .75 | .339 |
| 209P-6-2 | 1/8 | 3/8 | 11/16 | .75 | .339 |
| 209P-6-4 | 1/4 | 3/8 | 3/4 | .75 | .441 |
| 209P-8-2 | 1/8 | 1/2 | 7/8 | 1.00 | .339 |
| 209P-8-4 | 1/4 | 1/2 | 7/8 | 1.00 | .441 |
| 209P-8-6 | 3/8 | 1/2 | 7/8 | 1.00 | .571 |
| 209P-12-2 | 1/8 | 3/4 | 1-1/8 | 1.00 | .339 |
| 209P-12-4 | 1/4 | 3/4 | 1-1/8 | 1.00 | .441 |
| 209P-12-6 | 3/8 | 3/4 | 1-1/8 | 1.00 | .571 |
| 209P-12-8 | 1/2 | 3/4 | 1-1/8 | 1.00 | .703 |
| 209P-16-8 | 1/2 | 1 | 1-3/8 | 1.31 | .703 |
| 209P-16-12 | 3/4 | 1 | 1-3/8 | 1.31 | .906 |



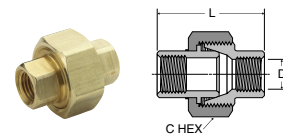
Lock Nut 210P

| PART NO. | PIPE THREAD | C HEX | L |
|----------|-------------|-------|-----|
| 210P-2 | 1/8 NPSL | 11/16 | .19 |
| 210P-4 | 1/4 NPSL | 7/8 | .25 |
| 210P-6 | 3/8 NPSL | 1 | .25 |
| 210P-8 | 1/2 NPSL | 1-1/8 | .25 |



Square-Head Plug 211P

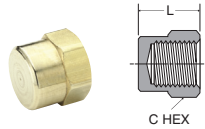
| PART NO. | PIPE THREAD | C | L | M |
|----------|-------------|------|------|-----|
| 211P-2 | 1/8 | 9/32 | .59 | .25 |
| 211P-4 | 1/4 | 3/8 | .80 | .29 |
| 211P-6 | 3/8 | 7/16 | .83 | .32 |
| 211P-8 | 1/2 | 9/16 | 1.07 | .39 |
| 211P-12 | 3/4 | 5/8 | 1.14 | .45 |



Union 212P

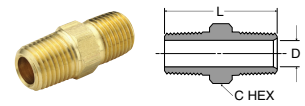
| PART NO. | PIPE THREAD | C HEX | L | D |
|----------|-------------|--------|------|------|
| 212P-4 | 1/4 | 1-3/16 | 1.54 | .441 |
| 212P-6 | 3/8 | 1-1/4 | 1.76 | .571 |





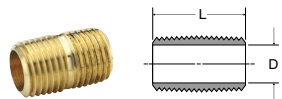
Cap 213P

| PART NO. | PIPE THREAD | C HEX | L |
|----------|-------------|--------|-----|
| 213P-2 | 1/8 | 9/16 | .50 |
| 213P-4 | 1/4 | 11/16 | .63 |
| 213P-6 | 3/8 | 13/16 | .63 |
| 213P-8 | 1/2 | 1-1/16 | .87 |
| 213P-12 | 3/4 | 1-1/4 | .89 |



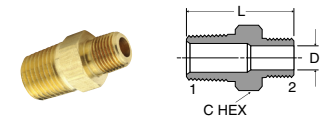
Hex Nipple 216P

| PART NO. | PIPE THREAD | C HEX | L | FLOW DIA. D |
|----------|-------------|--------|------|-------------|
| 216P-2 | 1/8 | 7/16 | .97 | .220 |
| 216P-4 | 1/4 | 9/16 | 1.38 | .314 |
| 216P-6 | 3/8 | 11/16 | 1.41 | .440 |
| 216P-8 | 1/2 | 7/8 | 1.81 | .564 |
| 216P-12 | 3/4 | 1-1/16 | 1.81 | .752 |



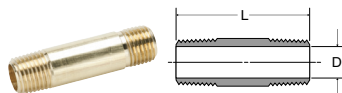
Close Nipple 215PN

| PART NO. | PIPE THREAD | L | FLOW DIA. D |
|----------|-------------|------|-------------|
| 215PN-2 | 1/8 | .75 | .281 |
| 215PN-4 | 1/4 | .88 | .375 |
| 215PN-6 | 3/8 | 1.00 | .500 |
| 215PN-8 | 1/2 | 1.13 | .625 |
| 215PN-12 | 3/4 | 1.31 | .750 |



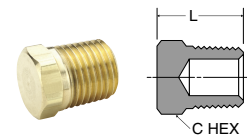
Hex Nipple Reducers 216P

| PART NO. | 1 PIPE THREAD | 2 PIPE THREAD | C HEX | L | FLOW DIA. D |
|-----------|---------------|---------------|--------|------|-------------|
| 216P-4-2 | 1/4 | 1/8 | 9/16 | 1.19 | .220 |
| 216P-6-2 | 3/8 | 1/8 | 11/16 | 1.22 | .220 |
| 216P-6-4 | 3/8 | 1/4 | 11/16 | 1.41 | .314 |
| 216P-8-4 | 1/2 | 1/4 | 7/8 | 1.62 | .314 |
| 216P-8-6 | 1/2 | 3/8 | 7/8 | 1.62 | .440 |
| 216P-12-8 | 3/4 | 1/2 | 1-1/16 | 1.80 | .564 |



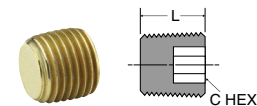
Long Nipple 215PNL

| PART NO. | PIPE THREAD | L | FLOW DIA. D |
|-------------|-------------|-------|-------------|
| 215PNL-2-15 | 1/8 | 1-1/2 | .250 |
| 215PNL-4-15 | 1/4 | 1-1/2 | .375 |
| 215PNL-6-15 | 3/8 | 1-1/2 | .500 |
| 215PNL-8-15 | 1/2 | 1-1/2 | .625 |
| 215PNL-2-20 | 1/8 | 2 | .250 |
| 215PNL-4-20 | 1/4 | 2 | .375 |
| 215PNL-6-20 | 3/8 | 2 | .500 |
| 215PNL-8-20 | 1/2 | 2 | .625 |
| 215PNL-2-25 | 1/8 | 2-1/2 | .250 |
| 215PNL-4-25 | 1/4 | 2-1/2 | .375 |
| 215PNL-6-25 | 3/8 | 2-1/2 | .500 |
| 215PNL-8-25 | 1/2 | 2-1/2 | .625 |
| 215PNL-2-30 | 1/8 | 3 | .250 |
| 215PNL-4-30 | 1/4 | 3 | .375 |
| 215PNL-6-30 | 3/8 | 3 | .500 |
| 215PNL-8-30 | 1/2 | 3 | .625 |
| 215PNL-2-35 | 1/8 | 3-1/2 | .250 |
| 215PNL-4-35 | 1/4 | 3-1/2 | .375 |
| 215PNL-6-35 | 3/8 | 3-1/2 | .500 |
| 215PNL-8-35 | 1/2 | 3-1/2 | .625 |



Hex-Head Plug 218P

| PART NO. | PIPE THREAD | C HEX | L |
|----------|-------------|--------|-------|
| 218P-2 | 1/8 | 7/16 | .560 |
| 218P-4 | 1/4 | 9/16 | .747 |
| 218P-6 | 3/8 | 11/16 | .780 |
| 218P-8 | 1/2 | 7/8 | .970 |
| 218P-12 | 3/4 | 1-1/16 | 1.054 |

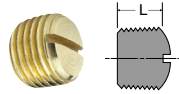


Countersunk Hex-Head Plug 219P

| PART NO. | PIPE THREAD | C HEX | L |
|----------|-------------|-------|-----|
| 219P-2 | 1/8 | 3/16 | .30 |
| 219P-4 | 1/4 | 1/4 | .46 |
| 219P-6 | 3/8 | 5/16 | .46 |
| 219P-8 | 1/2 | 3/8 | .61 |
| 219P-12 | 3/4 | 9/16 | .62 |

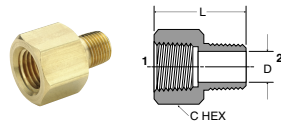
F

Slotted-Head Plug 220P



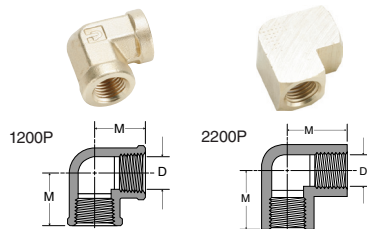
| PART NO. | PIPE THREAD | L |
|----------|-------------|-----|
| 220P-2 | 1/8 | .31 |
| 220P-4 | 1/4 | .42 |
| 220P-6 | 3/8 | .43 |

Adapter 222P



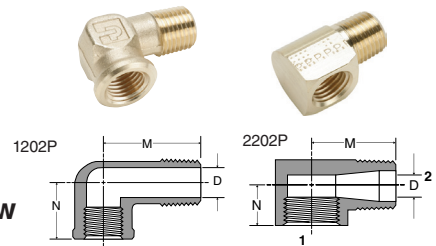
| PART NO. | 1 PIPE THREAD | 2 PIPE THREAD | C HEX | L | FLOW DIA. D |
|------------|---------------|---------------|--------|------|-------------|
| 222P-2-2 | 1/8 | 1/8 | 9/16 | .88 | .220 |
| 222P-4-2 | 1/4 | 1/8 | 3/4 | 1.06 | .220 |
| 222P-4-4 | 1/4 | 1/4 | 3/4 | 1.25 | .314 |
| 222P-6-2 | 3/8 | 1/8 | 7/8 | 1.10 | .220 |
| 222P-6-4 | 3/8 | 1/4 | 7/8 | 1.25 | .314 |
| 222P-6-6 | 3/8 | 3/8 | 7/8 | 1.25 | .440 |
| 222P-8-4 | 1/2 | 1/4 | 1 | 1.47 | .314 |
| 222P-8-6 | 1/2 | 3/8 | 1-1/16 | 1.47 | .440 |
| 222P-8-8 | 1/2 | 1/2 | 1-1/16 | 1.66 | .564 |
| 222P-12-6 | 3/4 | 3/8 | 1-3/8 | 1.50 | .440 |
| 222P-12-8 | 3/4 | 1/2 | 1-3/8 | 1.69 | .564 |
| 222P-12-12 | 3/4 | 3/4 | 1-3/8 | 1.69 | .752 |

90° Union Elbow 1200P-2200P



| PART NO. | PIPE THREAD | M | FLOW DIA. D |
|-----------|-------------|------|-------------|
| 1200P-2-2 | 1/8 | .56 | .329 |
| 2200P-2-2 | 1/8 | .55 | .339 |
| 1200P-4-4 | 1/4 | .81 | .441 |
| 2200P-4-4 | 1/4 | .78 | .441 |
| 1200P-6-6 | 3/8 | .84 | .571 |
| 2200P-6-6 | 3/8 | .84 | .571 |
| 2200P-8-8 | 1/2 | 1.07 | .703 |

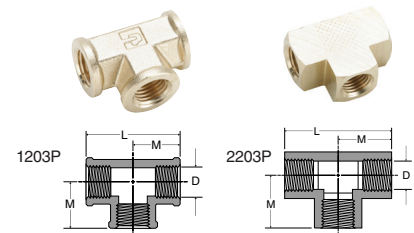
90° Street Elbow 1202P-2202P



| PART NO. | 1 PIPE THREAD | 2 PIPE THREAD | M | N | FLOW DIA. D |
|-------------|---------------|---------------|------|-----|-------------|
| 1202P-2-2 | 1/8 | 1/8 | .81 | .56 | .22 |
| 2202P-2-2 | 1/8 | 1/8 | .62 | .48 | .22 |
| 2202PA-2-2* | 1/8 | 1/8 | .66 | .48 | .22 |
| 2202P-4-2 | 1/4 | 1/8 | .72 | .45 | .23 |
| 1202P-4-4 | 1/4 | 1/4 | 1.08 | .69 | .31 |
| 2202P-4-4 | 1/4 | 1/4 | .91 | .45 | .34 |
| 2202PA-4-4* | 1/4 | 1/4 | .91 | .72 | .31 |
| 2202P-4-6 | 1/4 | 3/8 | .97 | .78 | .43 |
| 1202P-6-4 | 3/8 | 1/4 | 1.25 | .78 | .31 |
| 1202P-6-6 | 3/8 | 3/8 | 1.25 | .78 | .42 |
| 2202P-6-6 | 3/8 | 3/8 | .98 | .54 | .41 |
| 2202PA-6-6* | 3/8 | 3/8 | .97 | .78 | .43 |

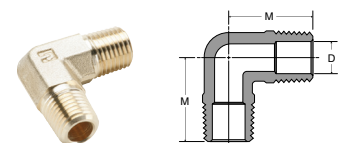
*Meets SAE Dimensions

Union Tee 1203P-2203P



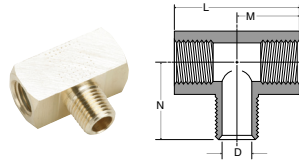
| PART NO. | PIPE THREAD | L | M | FLOW DIA. D |
|----------|-------------|------|------|-------------|
| 1203P-2 | 1/8 | 1.12 | .56 | .339 |
| 2203P-2 | 1/8 | 1.06 | .53 | .339 |
| 1203P-4 | 1/4 | 1.38 | .69 | .441 |
| 2203P-4 | 1/4 | 1.52 | .76 | .441 |
| 2203P-6 | 3/8 | 1.68 | .84 | .571 |
| 1203P-8 | 1/2 | 2.14 | 1.07 | .703 |
| 2203P-8 | 1/2 | 2.14 | 1.07 | .703 |
| 2203P-12 | 3/4 | 2.28 | 1.14 | .906 |

Male Elbow 1204P



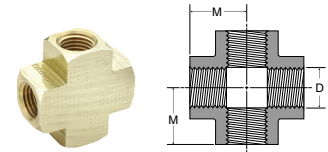
| PART NO. | PIPE THREAD | M | FLOW DIA. D |
|----------|-------------|------|-------------|
| 1204P-2 | 1/8 | .71 | .220 |
| 1204P-4 | 1/4 | 1.09 | .312 |
| 1204P-6 | 3/8 | 1.09 | .408 |
| 1204P-8 | 1/2 | 1.41 | .502 |





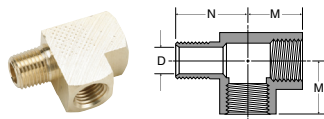
Male Branch Tee 2224P

| PART NO. | PIPE THREAD | L | M | N | FLOW DIA. D |
|----------|-------------|------|------|------|-------------|
| 2224P-2 | 1/8 | 1.06 | .53 | .66 | .220 |
| 2224P-4 | 1/4 | 1.52 | .76 | .91 | .314 |
| 2224P-6 | 3/8 | 1.68 | .84 | .97 | .440 |
| 2224P-8 | 1/2 | 2.18 | 1.09 | 1.25 | .564 |
| 2224P-12 | 3/4 | 2.32 | 1.16 | 1.38 | .752 |



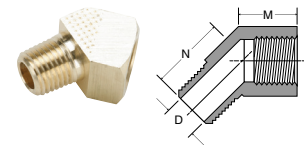
Cross 2205P

| PART NO. | PIPE THREAD | M | FLOW DIA. D |
|----------|-------------|------|-------------|
| 2205P-2 | 1/8 | .53 | .339 |
| 2205P-4 | 1/4 | .75 | .441 |
| 2205P-6 | 3/8 | .81 | .571 |
| 2205P-8 | 1/2 | 1.07 | .703 |
| 2205P-12 | 3/4 | 1.14 | .906 |



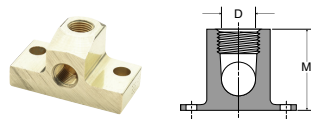
Street Tee 2225P

| PART NO. | PIPE THREAD | M | N | DIA. D |
|----------|-------------|------|------|--------|
| 2225P-2 | 1/8 | .53 | .66 | .220 |
| 2225P-4 | 1/4 | .76 | .91 | .314 |
| 2225P-6 | 3/8 | .84 | .98 | .440 |
| 2225P-8 | 1/2 | 1.07 | 1.26 | .564 |
| 2225P-12 | 3/4 | 1.14 | 1.38 | .752 |




45° Street Elbow 2214P

| PART NO. | PIPE THREAD | M | N | FLOW DIA. D |
|-----------|-------------|-----|------|-------------|
| 2214P-2-2 | 1/8 | .38 | .50 | .220 |
| 2214P-4-4 | 1/4 | .54 | .70 | .314 |
| 2214P-6-6 | 3/8 | .56 | .78 | .440 |
| 2214P-8-8 | 1/2 | .73 | 1.00 | .564 |



Drop-ear 90° Elbow 2200PDE

| PART NO. | PIPE THREAD | L | M | FLOW DIA. D |
|-----------|-------------|------|------|-------------|
| 2200PDE-2 | 1/8 | 1.38 | 1.00 | .339 |



45° Female Elbow 1201P-2201P

| PART NO. | PIPE THREAD | M | FLOW DIA. D |
|-----------|-------------|-----|-------------|
| 2201P-2-2 | 1/8 | .43 | .339 |
| 1201P-8-8 | 1/2 | .89 | .703 |

F



Brass Metric Adapters

| MATERIALS OF CONSTRUCTION | |
|---------------------------|-------|
| ADAPTERS: | BRASS |

| APPLICABLE TUBE | |
|-----------------|----------------------------|
| TUBE MATERIAL: | COPPER, BRASS, IRON PIPE |
| NPT: | 1/8, 1/4, 3/8, 1/2 |
| BSPT: | 1/8, 1/4, 3/8, 1/2, 3/4, 1 |
| BSPP: | 1/8, 1/4, 3/8, 1/2, 3/4, 1 |


| SPECIFICATIONS | |
|---------------------|-----------------|
| PRESSURE RANGE: | UP TO 1,000 PSI |
| TEMPERATURE RANGES: | -65° TO +250°F |



A comprehensive range of adapters for NPT, BSPT and BSPP pipe threads. Produced in both forgings and extrusions. Parker brass adapters are produced from forgings and extrusions to meet exacting requirements. The hot forging process increases the density of the material, refines the grain structure and improves material strength.

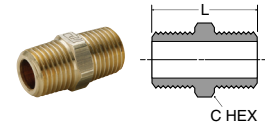


CD43 90° Elbow Male-Female BSPT-BSPP




| PART NO. | BSPT 1 | BSPP 2 | C HEX | M | N |
|----------|--------|--------|-------|----|----|
| 1/8CD43B | 1/8 | 1/8 | 14 | 14 | 20 |
| 1/4CD43B | 1/4 | 1/4 | 17 | 18 | 25 |
| 3/8CD43B | 3/8 | 3/8 | 22 | 19 | 29 |
| 1/2CD43B | 1/2 | 1/2 | 27 | 24 | 37 |

FF33 Pipe Nipples BSPT




| PART NO. | BSPT | C HEX | L |
|----------|------|-------|----|
| 1/8FF33B | 1/8 | 10 | 19 |
| 1/4FF33B | 1/4 | 14 | 27 |
| 3/8FF33B | 3/8 | 17 | 28 |
| 1/2FF33B | 1/2 | 22 | 36 |
| 3/4FF33B | 3/4 | 27 | 40 |
| 1FF33B | 1 | 36 | 46 |

DD44 Pipe 90° Elbow BSPP



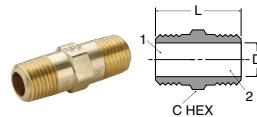
| PART NO. | BSPP | C HEX | M |
|----------|------|-------|----|
| 1/8DD44B | 1/8 | 14 | 15 |
| 1/4DD44B | 1/4 | 17 | 18 |
| 3/8DD44B | 3/8 | 22 | 22 |
| 1/2DD44B | 1/2 | 27 | 29 |

FF33 Unequal Pipe Nipples BSPT



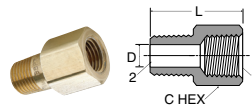
| PART NO. | BSPT 1 | BSPT 2 | C HEX | L |
|--------------|--------|--------|-------|----|
| 1/8X1/4FF33B | 1/8 | 1/4 | 14 | 23 |
| 1/8X3/8FF33B | 1/8 | 3/8 | 17 | 24 |
| 1/8X1/2FF33B | 1/8 | 1/2 | 22 | 28 |
| 1/4X3/8FF33B | 1/4 | 3/8 | 17 | 28 |
| 1/4X1/2FF33B | 1/4 | 1/2 | 22 | 31 |
| 3/8X1/2FF33B | 3/8 | 1/2 | 22 | 32 |
| 3/8X3/4FF33B | 3/8 | 3/4 | 27 | 35 |
| 1/2X3/4FF33B | 1/2 | 3/4 | 27 | 38 |
| 3/4X1FF33B | 3/4 | 1 | 36 | 43 |

F3HF Hex Nipple NPTF BSPT



| PART NO. | NPTF 1 | BSPT 2 | C HEX | L | FLOW D |
|-----------|--------|--------|-------|------|--------|
| 1/8F3HF-B | 1/8 | 1/8 | 7/16 | 1.07 | .22 |
| 1/4F3HF-B | 1/4 | 1/4 | 9/16 | 1.58 | .31 |
| 3/8F3HF-B | 3/8 | 3/8 | 11/16 | 1.61 | .44 |
| 1/2F3HF-B | 1/2 | 1/2 | 7/8 | 2.01 | .56 |

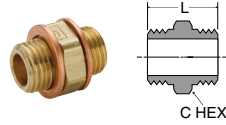
F3HG Adapter NPTF Male BSPT



| PART NO. | NPTF 1 | BSPT 2 | C HEX | L | FLOW D |
|-----------|--------|--------|--------|------|--------|
| 1/8F3HG-B | 1/8 | 1/8 | 9/16 | 0.93 | .22 |
| 1/4F3HG-B | 1/4 | 1/4 | 3/4 | 1.35 | .31 |
| 3/8F3HG-B | 3/8 | 3/8 | 7/8 | 1.35 | .44 |
| 1/2F3HG-B | 1/2 | 1/2 | 1-1/16 | 1.76 | .56 |

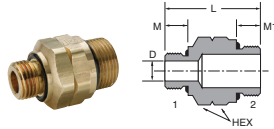
F

FF44 Pipe Nipples BSPP



| PART NO. | BSPP | C HEX | L |
|----------|------|-------|----|
| 1/8FF44B | 1/8 | 14 | 19 |
| 1/4FF44B | 1/4 | 17 | 22 |
| 3/8FF44B | 3/8 | 22 | 24 |
| 1/2FF44B | 1/2 | 27 | 31 |

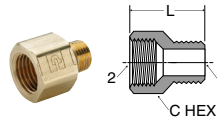
Metric Straight Thread Union M16M22F8UHA8UB



| PART NUMBER | METRIC THD 1 | METRIC THD 2 | L (MM) | HEX (MM) | M (MM) | M1 (MM) | D (MM) |
|----------------|--------------|--------------|--------|----------|--------|---------|--------|
| M16M22F8UHA8UB | M16X1.5 | M22X1.5 | 43 | 27 | 10 | 12.5 | 9.0 |

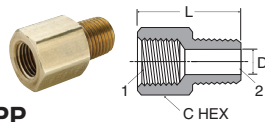
Note: Fluorocarbon o-ring is standard

FG43 Reducing Connector Female-Male BSPP-BSPT



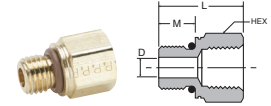
| PART NO. | BSPT 1 | BSPP 2 | C HEX | L |
|--------------|--------|--------|-------|----|
| 1/4X1/8FG43B | 1/8 | 1/4 | 17 | 23 |
| 3/8X1/8FG43B | 1/8 | 3/8 | 22 | 25 |
| 3/8X1/4FG43B | 1/4 | 3/8 | 22 | 28 |
| 1/2X1/8FG43B | 1/8 | 1/2 | 27 | 29 |
| 1/2X1/4FG43B | 1/4 | 1/2 | 27 | 32 |
| 1/2X3/8FG43B | 3/8 | 1/2 | 27 | 31 |
| 3/4X1/2FG43B | 1/2 | 3/4 | 32 | 39 |
| 1X3/4FG43B | 3/4 | 1 | 41 | 38 |

FHG4 Adapter Male NPTF BSPP



| PART NO. | BSPP 1 | NPTF 2 | C HEX | L | FLOW D |
|-----------|--------|--------|-------|------|--------|
| 1/8FHG4-B | 1/8 | 1/8 | 0.562 | 0.87 | .22 |
| 1/4FHG4-B | 1/4 | 1/4 | 0.750 | 1.33 | .31 |
| 3/8FHG4-B | 3/8 | 3/8 | 0.875 | 1.44 | .44 |
| 1/2FHG4-B | 1/2 | 1/2 | 1.062 | 1.74 | .56 |

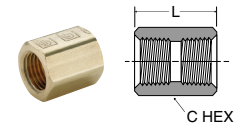
Pipe to Metric Adaptor 222P-X-MIX



| PART NUMBER | NPTF | METRIC THREAD | HEX | L | M | D |
|-------------|--------|---------------|--------|------|-----|-----|
| 222P-2-MI10 | 1/8-27 | M10 X 1.0 | 9/16 | .75 | .34 | .18 |
| 222P-2-MI14 | 1/8-27 | M14 X 1.5 | 3/4 | .91 | .43 | .30 |
| 222P-4-MI12 | 1/4-18 | M12 X 1.5 | 11/16 | 1.09 | .43 | .24 |
| 222P-6-MI16 | 3/8-18 | M16 X 1.5 | 7/8 | 1.10 | .45 | .35 |
| 222P-6-MI22 | 3/8-18 | M22 X 1.5 | 1 1/16 | 1.05 | .37 | .47 |
| 222P-8-MI27 | 1/2-14 | M27 X 2.0 | 1 1/4 | 1.32 | .63 | .60 |

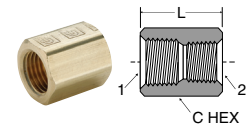
Note: Fluorocarbon o-ring is standard

GG44 Pipe Connector BSPP



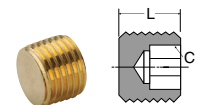
| PART NO. | BSPP | C HEX | L |
|----------|------|-------|----|
| 1/8GG44B | 1/8 | 14 | 16 |
| 1/4GG44B | 1/4 | 17 | 20 |
| 3/8GG44B | 3/8 | 22 | 24 |
| 1/2GG44B | 1/2 | 27 | 28 |
| 3/4GG44B | 3/4 | 32 | 32 |
| 1GG44B | 1 | 41 | 36 |

GG44 Unequal Pipe Connector BSPP



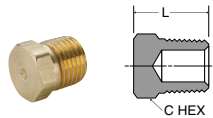
| PART NO. | BSPP 1 | BSPP 2 | C HEX | L |
|--------------|--------|--------|-------|----|
| 1/8X1/4GG44B | 1/8 | 1/4 | 17 | 18 |
| 1/8X3/8GG44B | 1/8 | 3/8 | 22 | 20 |
| 1/8X1/2GG44B | 1/8 | 1/2 | 27 | 22 |
| 1/4X3/8GG44B | 1/4 | 3/8 | 22 | 22 |
| 1/4X1/2GG44B | 1/4 | 1/2 | 27 | 24 |
| 3/8X1/2GG44B | 3/8 | 1/2 | 17 | 26 |

HHP3 Hollow Hex Head Plug BSPT



| PART NO. | BSPT | C HEX | L |
|----------|------|-------|----|
| 1/8HHP3B | 1/8 | 5 | 8 |
| 1/4HHP3B | 1/4 | 6 | 10 |
| 3/8HHP3B | 3/8 | 8 | 11 |
| 1/2HHP3B | 1/2 | 10 | 13 |

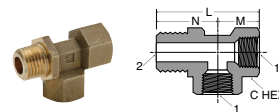




HP3 Hex Plug BSPT

| PART NO. | BSPT | C HEX | L |
|----------|------|-------|----|
| 1/8HP3B | 1/8 | 10 | 12 |
| 1/4HP3B | 1/4 | 14 | 16 |
| 3/8HP3B | 3/8 | 17 | 17 |
| 1/2HP3B | 1/2 | 22 | 21 |
| 3/4HP3B | 3/4 | 27 | 24 |
| 1HP3B | 1 | 36 | 27 |

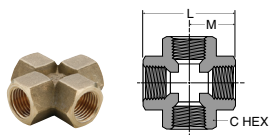
MRO434 Run Tee Female-Female-Male BSPP-BSPP-BSPT



| PART NO. | BSPP 1 | BSPT 2 | C HEX | L | M | N |
|------------|--------|--------|-------|----|----|----|
| 1/8MRO434B | 1/8 | 1/8 | 14 | 32 | 15 | 17 |
| 1/4MRO434B | 1/4 | 1/4 | 17 | 40 | 18 | 22 |
| 3/8MRO434B | 3/8 | 3/8 | 24 | 49 | 24 | 25 |
| 1/2MRO434B | 1/2 | 1/2 | 30 | 63 | 31 | 32 |

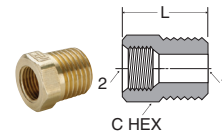
F

KMMOO4 Pipe Cross BSPP



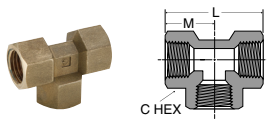
| PART NO. | BSPP | C HEX | L | M |
|------------|------|-------|----|------|
| 1/8KMMOO4B | 1/8 | 14 | 29 | 14.5 |
| 1/4KMMOO4B | 1/4 | 17 | 36 | 18.0 |
| 3/8KMMOO4B | 3/8 | 22 | 44 | 22.0 |
| 1/2KMMOO4B | 1/2 | 27 | 58 | 29.0 |

PTR34 Pipe Thread Reducer Male-Female BSPT-BSPP



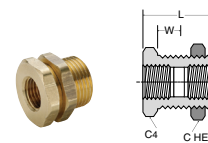
| PART NO. | BSPT 1 | BSPP 2 | C HEX | L |
|---------------|--------|--------|-------|----|
| 1/4X1/8PTR34B | 1/4 | 1/8 | 14 | 16 |
| 3/8X1/8PTR34B | 3/8 | 1/8 | 17 | 17 |
| 3/8X1/4PTR34B | 3/8 | 1/4 | 17 | 17 |
| 1/2X1/8PTR34B | 1/2 | 1/8 | 22 | 22 |
| 1/2X1/4PTR34B | 1/2 | 1/4 | 22 | 22 |
| 1/2X3/8PTR34B | 1/2 | 3/8 | 22 | 22 |
| 3/4X3/8PTR34B | 3/4 | 3/8 | 27 | 23 |
| 3/4X1/2PTR34B | 3/4 | 1/2 | 27 | 23 |
| 1X1/2PTR34B | 1 | 1/2 | 36 | 27 |
| 1X3/4PTR34B | 1 | 3/4 | 36 | 27 |

MMO444 Pipe Tee BSPP



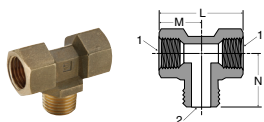
| PART NO. | BSPP | C HEX | L | M |
|------------|------|-------|----|------|
| 1/8MMO444B | 1/8 | 14 | 29 | 14.5 |
| 1/4MMO444B | 1/4 | 17 | 36 | 18.0 |
| 3/8MMO444B | 3/8 | 22 | 44 | 22.0 |
| 1/2MMO444B | 1/2 | 27 | 58 | 29.0 |
| 3/4MMO444B | 3/4 | 32 | 62 | 31.0 |
| 1MMO444B | 1 | 40 | 85 | 42.5 |

WGG44 Bulkhead Female Union BSPP

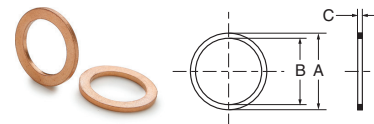


| PART NO. | BSPP | STRAIGHT THREAD | C HEX | C4 | L | W |
|-----------|------|-----------------|-------|----|------|----|
| 1/8WGG44B | 1/8 | M16X1.5 | 19 | 22 | 21.5 | 12 |
| 1/4WGG44B | 1/4 | M20X1.5 | 24 | 24 | 22.0 | 12 |
| 3/8WGG44B | 3/8 | M23X1.5 | 27 | 27 | 24.0 | 12 |
| 1/2WGG44B | 1/2 | M27X1.5 | 32 | 32 | 28.0 | 14 |
| 3/4WGG44B | 3/4 | M34X1.5 | 41 | 41 | 31.0 | 13 |
| 1WGG44B | 1 | M45X2 | 55 | 55 | 36.0 | 12 |

MMS443 Branch Tee Female-Male-Female BSPP-BSPT-BSPP



| PART NO. | BSPP 1 | BSPT 2 | L | M | N |
|------------|--------|--------|----|------|----|
| 1/8MMS443B | 1/8 | 1/8 | 29 | 14.5 | 17 |
| 1/4MMS443B | 1/4 | 1/4 | 36 | 18.0 | 22 |
| 3/8MMS443B | 3/8 | 3/8 | 48 | 24.0 | 25 |
| 1/2MMS443B | 1/2 | 1/2 | 62 | 31.0 | 32 |



112 Copper Rings for BSPP

| PART NO. | BSPP | A | B | C |
|-----------|------|------|------|-----|
| 112-5-10 | 1/8 | 16.0 | 9.9 | 1.5 |
| 112-8-13 | 1/4 | 19.0 | 13.5 | 1.5 |
| 112-12-17 | 3/8 | 24.0 | 16.9 | 1.5 |
| 112-15-21 | 1/2 | 27.0 | 21.2 | 2.0 |



ISO Port Adapters

| MATERIALS OF CONSTRUCTION | |
|---------------------------|--------------|
| ADAPTERS: | BRASS |
| O-RING: | FLUOROCARBON |

| NOMENCLATURE | |
|-----------------------|-------------------|
| EXAMPLE: 159F-10MI-27 | ATTRIBUTE: |
| 1 | FORGING |
| 59 | 45° MALE ELBOW |
| F | 45° FLARE |
| 10 | 5/8 TUBE SIZE |
| MI | METRIC ISO PORT |
| 27 | 27 MM PORT THREAD |

| APPLICABLE TUBE | |
|-----------------|---|
| TUBE MATERIAL: | COPPER, BRASS, J844 TYPE A & B NYLON TUBING |

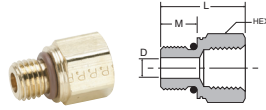
| PRESSURE AND TEMPERATURE RANGE | |
|--------------------------------|--|
| NOTE: | DEPENDENT ON TUBING OR HOSE END CONNECTION |



F

Adapters meet dimensional requirements of ISO 6149-3 and SAE 2244-3 end configurations include NPTF, flare, hose barb and NTA.

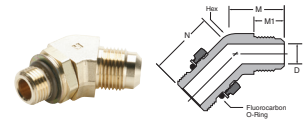
Pipe to Metric Adaptor 222P-X-MIX



| PART NUMBER | NPTF | METRIC THREAD | HEX | L | M | D |
|-------------|--------|---------------|--------|------|-----|-----|
| 222P-2-MI10 | 1/8-27 | M10 X 1.0 | 9/16 | .75 | .34 | .18 |
| 222P-2-MI14 | 1/8-27 | M14 X 1.5 | 3/4 | .91 | .43 | .30 |
| 222P-4-MI12 | 1/4-18 | M12 X 1.5 | 11/16 | 1.09 | .43 | .24 |
| 222P-4-MI14 | 1/4-18 | M14 X 1.5 | 3/4 | 1.09 | .43 | .30 |
| 222P-6-MI16 | 3/8-18 | M16 X 1.5 | 7/8 | 1.16 | .45 | .35 |
| 222P-6-MI22 | 3/8-18 | M22 X 1.5 | 1 1/16 | 1.05 | .51 | .47 |
| 222P-8-MI27 | 1/2-14 | M27 X 2.0 | 1 1/4 | 1.32 | .63 | .60 |

Note: Fluorocarbon o-ring is standard
For working pressure and Temperature see Metric Adapters Section

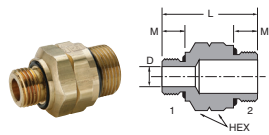
45° Flare Elbow to Metric Adaptor 159F-X-MIX



| PART NUMBER | TUBE SIZE | METRIC THREAD | HEX | M | M1 | N | D |
|--------------|-----------|---------------|-------|------|-----|------|-----|
| 159F-8-MI16 | 1/2 | M16 X 1.5 | 13/16 | 1.10 | .75 | 1.16 | .36 |
| 159F-10-MI27 | 5/8 | M27 X 2.0 | 1 1/8 | 1.21 | .88 | 1.50 | .50 |

Note: Fluorocarbon o-ring is standard
For working pressure and Temperature see SAE Flare Section

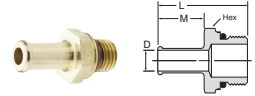
Metric Straight Thread Union M16M22F8UHA8UB



| PART NUMBER | METRIC THD 1 | METRIC THD 2 | L (MM) | HEX (MM) | M (MM) | M1 (MM) | D (MM) |
|----------------|--------------|--------------|--------|----------|--------|---------|--------|
| M16M22F8UHA8UB | M16X1.5 | M22X1.5 | 43 | 27 | 10 | 12.5 | 9.0 |

Note: Fluorocarbon o-ring is standard
For working pressure and Temperature see Metric Adapters Section

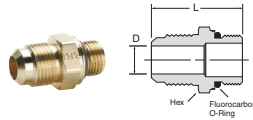
Hose Barb to Metric Adaptor 68HB-X-MIX



| PART NUMBER | TUBE SIZE | METRIC THREAD | HEX | L | M | D |
|--------------|-----------|---------------|-------|------|-----|-----|
| 68HB-6-M12 | 3/8 | M12 X 1.5 | 11/16 | 1.50 | .78 | .24 |
| 68HB-6-M14 | 3/8 | M14 1.5 | 3/4 | 1.51 | .78 | .30 |
| 68HB-8-M12 | 1/2 | M12 X 1.5 | 11/16 | 1.50 | .78 | .24 |
| 68HB-10-MI27 | 5/8 | M27 X 2.0 | 1 1/4 | 1.77 | .78 | .50 |

Note: Fluorocarbon o-ring is standard
For working pressure and Temperature see Hose Barb Section

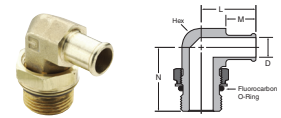
Flare to Metric Adaptor 48F-X-MIX



| PART NUMBER | TUBE SIZE | METRIC THREAD | HEX | L | D |
|-------------|-----------|---------------|-------|------|-----|
| 48F-8-MI16 | 1/2 | M16 X 1.5 | 7/8 | 1.60 | .35 |
| 48F-10-MI27 | 5/8 | M27 X 2.0 | 1 1/4 | 1.87 | .50 |
| 48F-12-MI27 | 3/4 | M27 X 2.0 | 1 1/4 | 1.99 | .63 |

Note: Fluorocarbon o-ring is standard
For working pressure and Temperature see SAE Flare Section

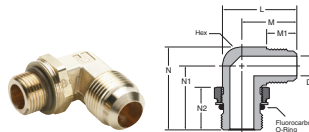
Beaded Elbow to Metric Adaptor 169HB-X-MIX



| PART NUMBER | HOSE SIZE | METRIC THREAD | HEX | L | M | N | D |
|---------------|-----------|---------------|-----|------|-----|------|-----|
| 169HB-10-MI27 | 5/8 | M27 X 2.0 | 7/8 | 1.41 | .78 | 1.63 | .50 |
| 169HB-16-MI27 | 1 | M27 X 2.0 | 1 | 1.67 | .97 | 1.68 | .71 |

Note: Fluorocarbon o-ring is standard
For working pressure and Temperature see Hose Barb Section

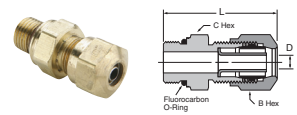
Flare Elbow to Metric Adaptor 149F-X-MIX



| PART NUMBER | TUBE SIZE | METRIC THREAD | HEX | L | M | M1 | N | N1 | N2 | D |
|--------------|-----------|---------------|-----|------|------|-----|------|------|------|-----|
| 149F-10-MI27 | 5/8 | M27 X 2.0 | 7/8 | 1.95 | 1.46 | .88 | 2.12 | 1.63 | 1.09 | .50 |

Note: Fluorocarbon o-ring is standard
For working pressure and Temperature see SAE Flare Section

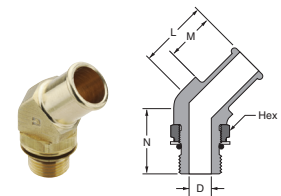
NTA to Metric Adaptor 68NTA-X-MIX



| PART NUMBER | TUBE SIZE | METRIC THREAD | B HEX | C HEX | L | D |
|--------------|-----------|---------------|-------|-------|------|------|
| 68NTA-4-MI10 | 1/4 | M10 X 1.0 | 9/16 | 9/16 | 1.33 | .140 |

Note: Fluorocarbon o-ring is standard
For working pressure and Temperature see Air Brake-NTA Section

Beaded Hose Barb 45° Elbow to Metric Thread 179HB-X-MIX



| PART NUMBER | HOSE SIZE | METRIC THREAD | HEX | L | M | N | D |
|---------------|-----------|---------------|--------|------|-----|------|-----|
| 179HB-12-MI18 | 3/4 | M18 X 1.5 | 13/16 | 1.15 | .78 | 1.16 | .44 |
| 179HB-16-MI27 | 1 | M27 X 2.0 | 1 1/16 | 1.51 | .97 | 1.71 | .71 |

Note: Fluorocarbon o-ring is standard

F



Garden Hose Fittings

| MATERIALS OF CONSTRUCTION | |
|---------------------------|--------|
| FITTINGS: | BRASS |
| WASHER: | RUBBER |

| NOMENCLATURE | |
|----------------------|----------------------|
| EXAMPLE: 50GHSV-6-12 | ATTRIBUTE: |
| 50 | FLARE TO FEMALE HOSE |
| GH | GARDEN HOSE |
| SV | SWIVEL CONNECTOR |
| 6 | 3/8" TUBE O.D. |
| 12 | 3/4" HOSE THREAD |

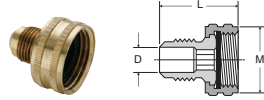
| SPECIFICATIONS | |
|--------------------|---|
| PRESSURE RANGE: | UP TO 150 PSI |
| TEMPERATURE RANGE: | +35°F TO +100°F AT 75 PSI |
| NOTE: | 90GH IS INTENDED FOR USE WITH THE 97HC HOSE CLAMP OR CRIMPED FERRULE ALL FEMALE CONNECTOR ENDS SHOULD HAVE A RUBBER WASHER (901GH-12) INSERTED PRIOR TO USAGE. |



F

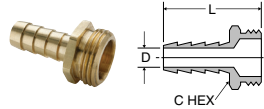
Connect garden hose to other garden hose, to pipe, or to tubing with these solid brass fittings. Hose-end threads are 3/4" garden hose thread. Swivel connectors allow hose to twist without kinking.

**Swivel Connector SAE
Flare to Female Hose
Thread 50GHSV**



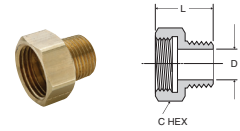
| PART NO. | TUBE SIZE | HOSE THREAD | L | M | FLOW DIA. D |
|-------------|-----------|-------------|------|------|-------------|
| 50GHSV-6-12 | 3/8 | 3/4 | 1.25 | 1.15 | .297 |
| 50GHSV-8-12 | 1/2 | 3/4 | 1.34 | 1.15 | .406 |

**Hose Barb to Male
Hose Thread 53GH,
54GH & 55GH**



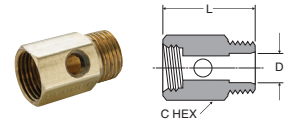
| PART NO. | I.D. HOSE SIZE | HOSE THREAD | C HEX | L | FLOW DIA. D |
|------------|----------------|-------------|--------|------|-------------|
| 53GH-8-12 | 1/2 | 3/4 | 1-1/16 | 1.88 | .375 |
| 54GH-10-12 | 5/8 | 3/4 | 1-1/16 | 1.88 | .500 |
| 55GH-12-12 | 3/4 | 3/4 | 1-1/16 | 1.88 | .625 |

**Female Hose to Male
Pipe 82GH & 83GH**



| PART NO. | HOSE THREAD | PIPE THREAD | C HEX | L | FLOW DIA. D |
|------------|-------------|-------------|--------|------|-------------|
| 82GH-12-8 | 3/4 | 1/2 | 1-3/16 | 1.20 | .562 |
| 83GH-12-12 | 3/4 | 3/4 | 1-3/16 | 1.22 | .750 |

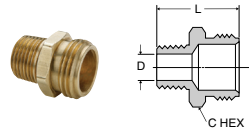
**Special Filter
Adapter 84GH**



| PART NO. | HOSE THREAD | PIPE THREAD | C HEX | L | FLOW DIA. D |
|----------|-------------|-------------|-------|------|-------------|
| 84GH-8-8 | 1/2 | 1/2 | 15/16 | 1.53 | .530 |

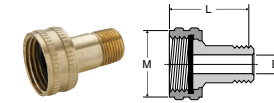
F

**Male Hose to Male Pipe
69GH, 70GH, 71GH**



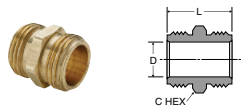
| PART NO. | HOSE THREAD | PIPE THREAD | C HEX | L | FLOW DIA. D |
|------------|-------------|-------------|--------|------|-------------|
| 69GH-12-4 | 3/4 | 1/4 | 1-1/16 | 1.25 | .410 |
| 69GH-12-6 | 3/4 | 3/8 | 1-1/16 | 1.25 | .406 |
| 70GH-12-8 | 3/4 | 1/2 | 1-1/16 | 1.39 | .531 |
| 71GH-12-12 | 3/4 | 3/4 | 1-1/16 | 1.41 | .750 |

**Swivel Connector
Female Garden Hose
to Male Pipe 88GH**



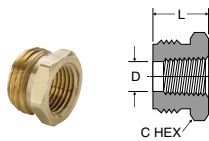
| PART NO. | HOSE THREAD | PIPE THREAD | L | M | FLOW DIA. D |
|-----------|-------------|-------------|------|------|-------------|
| 88GH-12-4 | 3/4 | 1/4 | 1.69 | 1.15 | .312 |
| 88GH-12-6 | 3/4 | 3/8 | 1.69 | 1.15 | .406 |

**Male Hose to Male
Hose 75GH**



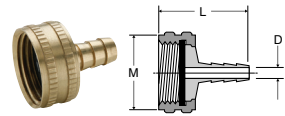
| PART NO. | HOSE THREAD | C HEX | L | FLOW DIA. D |
|----------|-------------|--------|------|-------------|
| 75GH-12 | 3/4 | 1-1/16 | 1.25 | .750 |

**Male Hose to
Female Pipe 78GH,
79GH, 80GH & 81GH**



| PART NO. | HOSE THREAD | PIPE THREAD | C HEX | L | FLOW DIA. D |
|------------|-------------|-------------|--------|------|-------------|
| 78GH-12-4 | 3/4 | 1/4 | 1-1/16 | .75 | .422 |
| 79GH-12-6 | 3/4 | 3/8 | 1-1/16 | .75 | .562 |
| 80GH-12-8 | 3/4 | 1/2 | 1-1/16 | .75 | .687 |
| 81GH-12-12 | 3/4 | 3/4 | 1-3/16 | 1.28 | .719 |

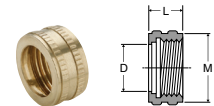
**Swivel Connector
Female Garden Hose
to Hose Barb 90GH**



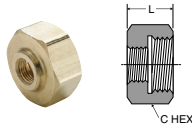
| PART NO. | HOSE THREAD | I.D. HOSE SIZE | L | M | FLOW DIA. D |
|-------------|-------------|----------------|------|------|-------------|
| 90GH-12-3 | 3/4 | 3/16 | 1.29 | 1.15 | .125 |
| 90GH-12-4 | 3/4 | 1/4 | 1.21 | 1.15 | .187 |
| 90GH-12-6 | 3/4 | 3/8 | 1.21 | 1.15 | .281 |
| 90GH-12-8 | 3/4 | 1/2 | 1.21 | 1.15 | .375 |
| 90GH-12-10* | 3/4 | 5/8 | 1.93 | 1.19 | .500 |
| 90GH-12-12* | 3/4 | 3/4 | 1.93 | 1.19 | .625 |

*Denotes hex body

Knurled Hose Nut 94GH




| PART NO. | HOSE THREAD | L | M | FLOW DIA. D |
|----------|-------------|-----|------|-------------|
| 94GH-12 | 3/4 | .57 | 1.15 | .808 |




Hose Nut Reducer 95GH

| PART NO. | HOSE THREAD | PIPE THREAD | C HEX | L |
|-----------|-------------|-------------|-------|-----|
| 95GH-12-2 | 3/4 | 1/8 | 1-1/8 | .63 |



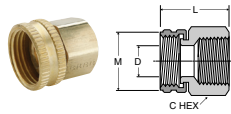
Hose Cap Nut 96GH

| PART NO. | HOSE THREAD | L | M |
|----------|-------------|-----|------|
| 96GH-12 | 3/4 | .50 | 1.15 |



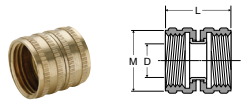
Female Hose to Female Pipe 98GH & 99GH

| PART NO. | HOSE THREAD | PIPE THREAD | C HEX | L | M | FLOW DIA.D |
|------------|-------------|-------------|--------|------|------|------------|
| 98GH-12-8 | 3/4 | 1/2 | 1-3/16 | 1.14 | 1.01 | .687 |
| 99GH-12-12 | 3/4 | 3/4 | 1-3/16 | 1.25 | 1.17 | .750 |



Swivel Connector Female Hose to Female Pipe 98GHSV & 99GHSV

| PART NO. | HOSE THREAD | PIPE THREAD | C HEX | L | M | FLOW DIA.D |
|--------------|-------------|-------------|--------|------|------|------------|
| 98GHSV-12-8 | 3/4 | 1/2 | 1 | 1.27 | 1.21 | .687 |
| 99GHSV-12-12 | 3/4 | 3/4 | 1-3/16 | 1.34 | 1.21 | .687 |



Swivel Nut Connector 101GHSV

| PART NO. | HOSE THREAD | L | M | FLOW DIA.D |
|------------|-------------|------|------|------------|
| 101GHSV-12 | 3/4 | 1.25 | 1.15 | .625 |



Rubber Garden Hose Coupling Washer 901GH

| PART NO. | HOSE THREAD |
|----------|-------------|
| 901GH-12 | 3/4 |

NOTE: All female connector ends should have this rubber washer

Hydraulic Quick Couplings/ High Flow Couplings

Applications

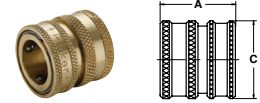
Parker Water Service Couplings are used anywhere water hoses are connected and disconnected frequently. They are used on a wide variety of applications including garden hoses, wash down systems, and mobile water tank lines. The unvalved design permits maximum flow with minimum pressure drop.

Features

- Brass and stainless steel construction for heavy duty service.
- Durable 4-ball locking mechanism for secure connections.
- Quality, temperature-resistant nitrile seals for a leak-free service life.


Specifications

- Body Size 3/4"
- Rated Pressure (PSI) 200
- Rated Flow (GPM) 28
- Temperature Range (std seals) -40°F to +250°F



High Flow Coupler 1163-60-BPD

| PART NO. | BODY SIZE | THREAD SIZE NH | A | C |
|-------------|-----------|----------------|------|------|
| 1163-60-BPD | 3/4 | 3/4-11 1/2 | 1.12 | 1.21 |



High Flow Nipple 1163-61-BPD

| PART NO. | BODY SIZE | THREAD SIZE NH | D | E |
|-------------|-----------|----------------|------|----|
| 1163-61-BPD | 3/4 | 3/4-11 1/2 | 1.25 | .5 |



Notes

F